

# FOR YOUR DAILY "MASSAGE TIME" WITH COMFORT AND RELAXATION

## ● CONVENIENT "LIGHT AND FLAT BODY" WITH RETRACTABLE STAND.

Unique Mechanism Layout designed for Model SM-770 made up its wide and flat body, which contributes to stability and easy handling while use. The Retractable Stand, provided on the back side of the Massager unit, also help you enjoy effective massage in easy and relaxing posture.




## ● WIDE AND PENT-ROOF SHAPED VIBRATION PLATE FOR BETTER FITTING TO YOUR BODY

Wide slant face of the Vibration Plate, having two humps and dotted with small hemispherical projections, neatly fits any part of your body.




## ● STEPLESS POWER CONTROL, EASILY OPERABLE EVEN WITH YOUR TOE

Model SM-770 employs Power Control Electric Circuit that can adjust vibration speed steplessly from Level 1 (Minimum) to Level 5 (Maximum), as you like. The Power Control Dial is located at very convenient position, and it can be operated easily even with your toe.





## ● "SLOW MASSAGE" FOR YOUR RELAXING FEELING

Set the Power Control Dial at "Level 1", and SM-770 works to give you soft and gentle massage by extremely slow and smooth movement of the Vibration Plate.

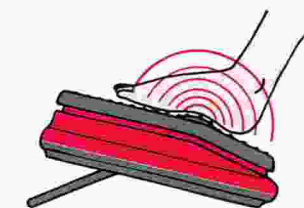
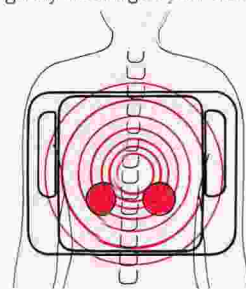


## ● CONVENIENT "SIDE HANDLE"

For your easy support of the Massager unit while applying it to your body, SM-770's Main Housing is uniquely designed to form "SIDE HANDLE" at each side of the Massager Body.

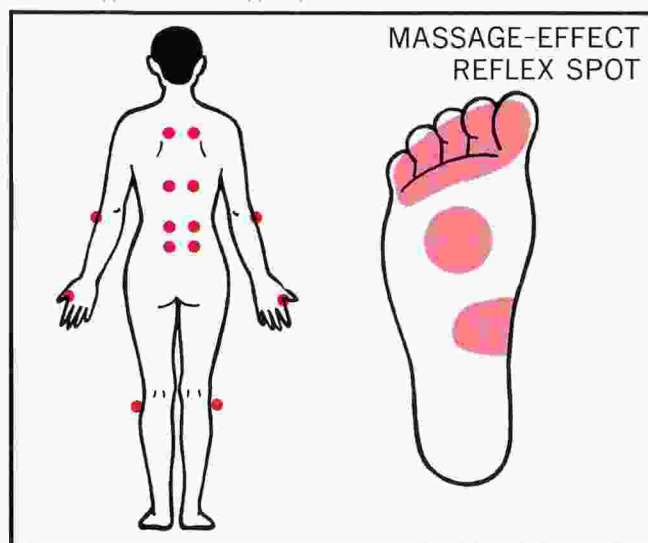


Symmetrically alongside of the spiral cord, human body is said to have very important spots, which reflex massage effect to physical condition. SM-770 effectively stimulates the important spots with the humps of the Vibration Plate, while its wide vibrating face gently massages your back.



Unique movement of the vibration Plate, realized by the special motor with eccentric drive gear developed for SM-770, produces "RUBBING and ROLLING-PRESSURE" Hand Massage effect.

The Massage-Effect Reflex Spots are concentrated on the foot-sole. Model SM-770 is capable of giving sufficient massage to your foot-soles by the humps on the Vibration Plate which fit the arches of feet. Massage application to the foot-sole effectively contributes to healthy condition of your whole body.



## CAUTIONS ON OPERATION

### (BEFORE USE)

- Consult your physician for his permission before use, if you have any physical troubles (acute diseases, malignant tumours, bone fractures, joint dislocation, high blood pressure, heart diseases, allergic dermatitis, during pregnancy or immediately after delivery, etc.).
- Use the massager, if you are physically weak or advanced in age, upon consultation with your physician.
- The massager should not directly be applied to your head or neck.
- Avoid using the massager within 30 minutes before or after meal.
- Close supervision is necessary when the massager is used by, on or near children, invalids, or disabled person.
- Carefully check the power supply voltage and frequency, as well as power consumption of the massager.
- Make sure that the massager functions properly, as intended.
- Connect the Power Cord/Plug to the Power Supply Socket properly and completely.
- Jointly using this massager with other Health Care Equipments may lead to unexpected trouble or danger.

### (WHILE USE)

- For comfortable treatment to your body, apply the massager for appropriate period of time and quantity of massage. (At the Power Control Level 5, continuous application to one spot within 2 minutes, each use within 10 minutes)
- Immediately discontinue operation of the massager when you feel any abnormal condition with your body or the massager.
- Avoid using the massager in such a manner, as placing it under a blanket, that may prevent flow of cooling air.
- Do not apply impact to the massager, by riding on or stepping on it with your full weight.
- Apply the massager to your body with a thick towel or the like placed on its Vibration Plate, if you feel massaging stimulation too intensive and uncomfortable.

### (AFTER USE)

- Carefully handle the Power Supply Cord/Plug, without applying undue force.
- Avoid using or storing the massager where temperature or humidity is high.
- Always keep the massager clean and ready for use in good condition.

### (MAINTENANCE)

- No modification should be given to the massager, for any reason.
- Keep the massager untouched if you find any malfunction, and consult the local dealer for repair.
- In case of re-use after the massager has not been used for a long time, carefully check to see if it functions properly.
- Use diluted soap or neutral cleanser to clean up the massager. Do not use Benzine or volatile oil.

If the supply cord of this appliance is damaged, it must be replaced by the special cord.

### DANGER - To reduce the risk of electric shock:

- Always unplug this appliance from the electrical outlet immediately after using and before cleaning.
- Do not reach for an appliance that has fallen into water. Unplug immediately.
- Do not use while bathing or in a shower.
- Do not place or store appliance where it can fall or be pulled into a tub or sink. Do not place in or drop into water or other liquid.



**TERANISHI ELECTRIC WORKS, LTD.**  
**TERANISHI SHOJI CO., LTD.**

247, FUKUIKE 1-CHOME, TENPAKU-KU, NAGOYA, JAPAN

**TERANISHI MASSAGER**  
**MODEL SM-770/SM-770A**

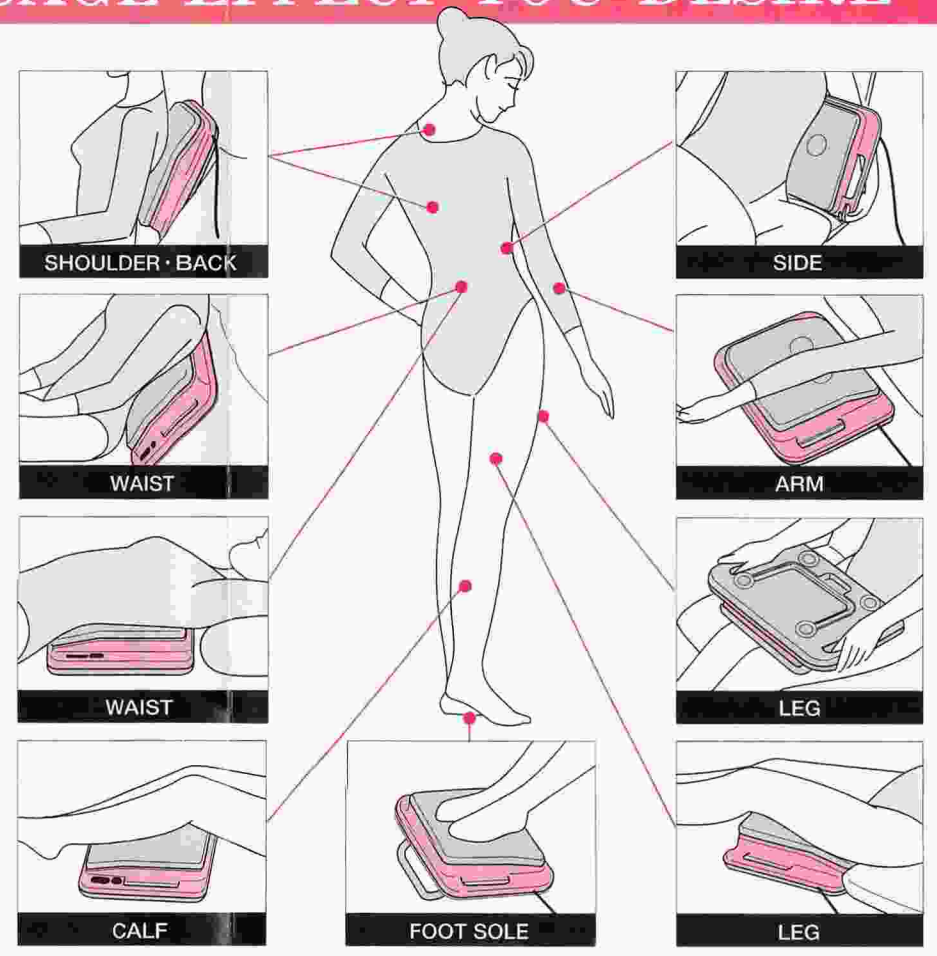


# MODEL SM-770 DESIGNED FOR MASSAGE EFFECT YOU DESIRE



**MODEL SM-770**

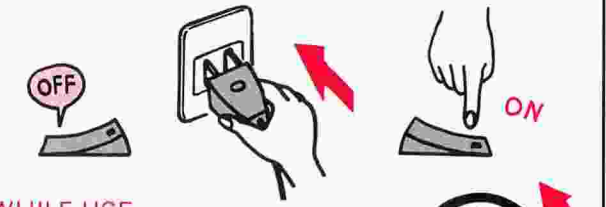
**MODEL SM-770A**  
With modified Vibration-Plate having additional features of Acupressure Finger and Magnet to enhance Massage Effect.



## OPERATION OF THE MACHINE

### BEFORE USE

① Make sure that the Main Switch is turned off ② Connect the Plug to the Power Supply Socket ③ Turn the Main Switch on.

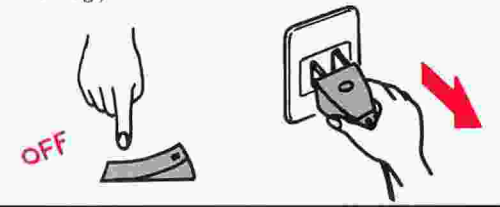


### WHILE USE

The Power Control Dial can be set steplessly at any position between level 1 (Minimum) and level 5 (Maximum). Adjust intensity of massage, as you like, by turning the Dial.

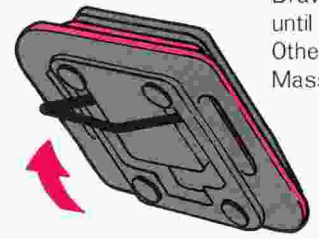
### AFTER USE

① Turn the Main Switch off ② Disconnect the Plug from the Socket. (Do not apply undue force in handling Power Cord/Plug.)



## HOW TO SET UP THE STAND

Draw out the Stand completely until it makes click sound. Otherwise it can not support the Massager unit stably.



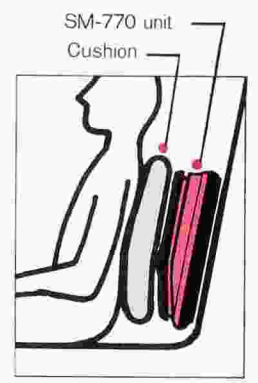
For massaging foot sole, set up the Stand and place your feet on the humps of the Vibration Plate. (Never apply the Vibration Plate to your feet with shoes on.)

### SPECIFICATION

Model Number	SM-770/SM-770A
Power Source	AC110-120/220-240V 50-60Hz
Power Consumption	50W
Vibration	Approx. 3,600r.p.m.(Max.)
Rated Operating Time	Continuously Operable
Net Weight	3.5kg

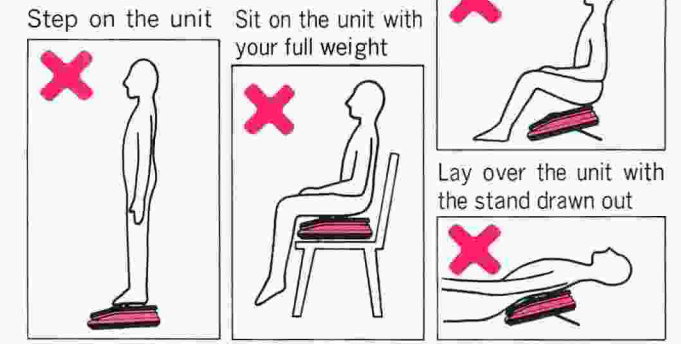
### ● Combination of Cushion and SM-770 for Gentle Massage

A cushion placed on the Massager unit transmits strong and intensive movement of the Vibration Plate, converting it to slow and soft massage action to your body. Soft touch of the cushion help you relax with comfortable and gentle feeling of massage, even while you are watching TV, reading books.



### ● Examples of Incorrect Manner in Use

Use in rough and incorrect manner may cause damage and breakage of the machine.



Sit on the unit with the stand drawn out

Lay over the unit with the stand drawn out